Magswitch Technology, Inc.
8774 Yates Dr. Suite 140
Westminster, CO 80031
Magswitch.com.au
303-468-0662

Magswitch Mini Angle
P/N: 8100352

The Magswitch line of Mini Multi Angle workholding magnets offer you more angles in one product than any other magnetic angles. If you're tired of Mini angle magnets that claim they shut off, but really don't, then you'll love Magswitch. Magswitch Mini angles are hassle free. They stay clean for years of use. Once you use Magswitch Mini Angles, you will never settle for anything less!

WARNING!
Do Not Operate Unless In Contact With Ferrous Target

SPECIFICATIONS	
P/N: 8100352 - MAGSWITCH Mini Angle	
Max Breakaway*	90 lbs/40 kg
Full Saturation Thickness	11 g / 3.05 mm
Max Safe Shear*	6 lbs / 2.7 kg
Net Weight	0.4 lbs/0.2 kg
Overall Height	55 mm
Magnetic Pole Footprint	59.5 mm x 32 mm

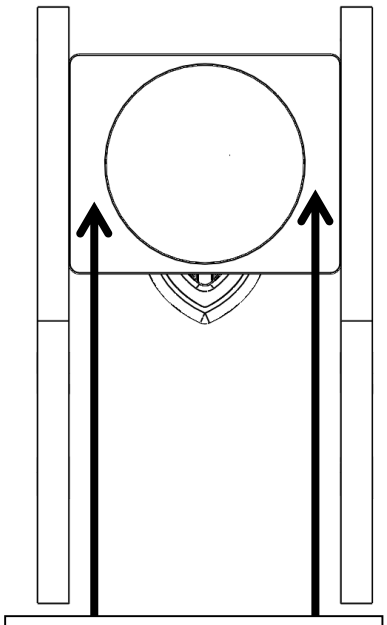

WORKING SURFACE

* Max Breakaway determined in laboratory environment on 2" thick SAE1018 Steel with surface roughness 63 micro inches. Many factors contribute to the actual breakaway force in each application. Always test the magswitch in each application before deployment. Refer to the magswitch information booklet for more information.

Part Number 110692
Revision Date: June 26, 2012

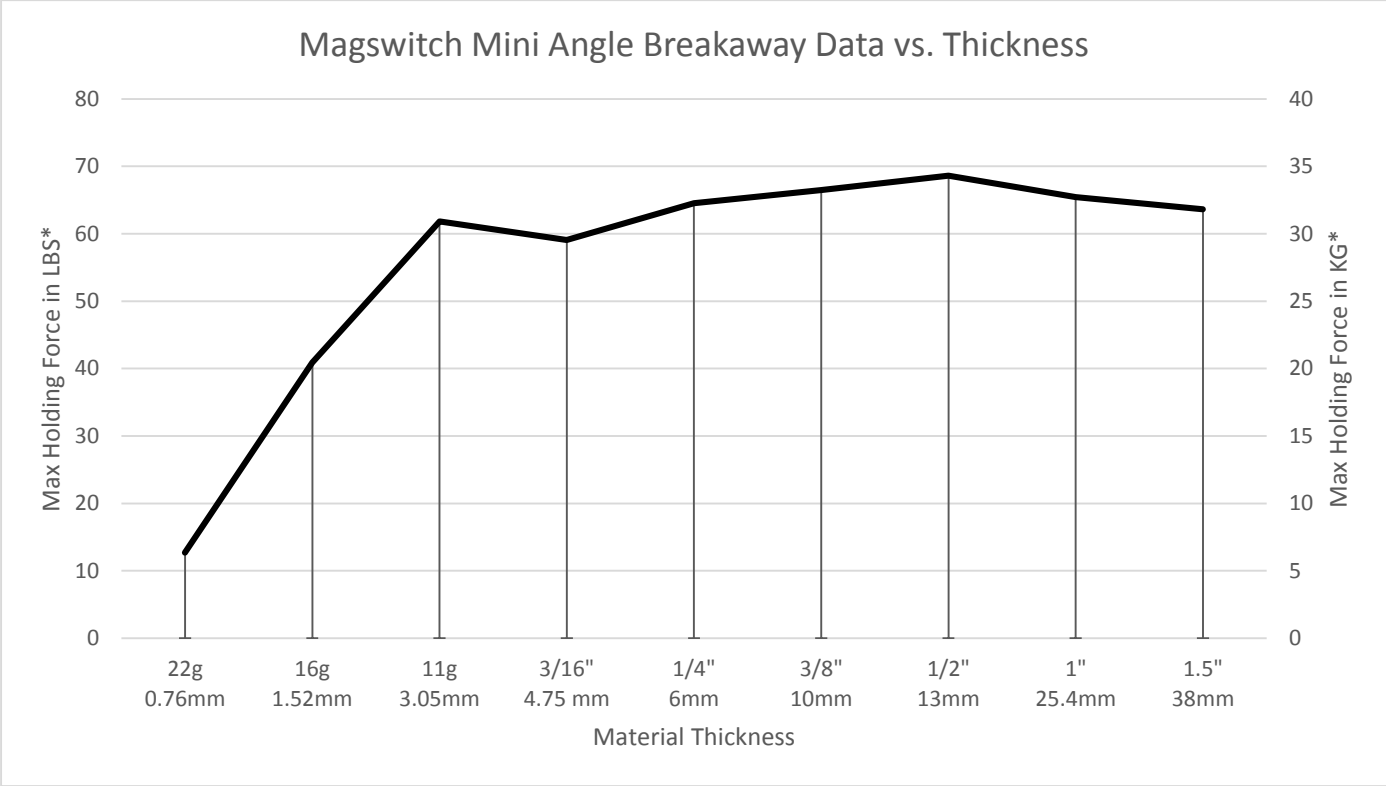

Part Number 110692
Revision Date: June 26, 2012

* Max Breakaway determined in laboratory environment on 2" thick SAE1018 Steel with surface roughness 63 micro inches. Many factors contribute to the actual breakaway force in each application. Always test the magswitch in each application before deployment. Refer to the magswitch information booklet for more information.

Part Number 110692
Revision Date: June 26, 2012

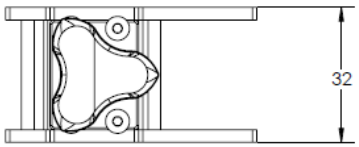

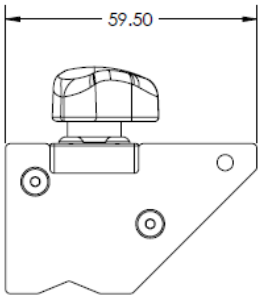

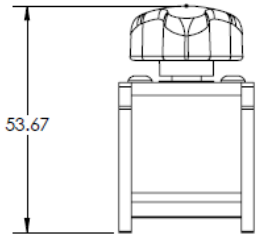

NOTES: UNLESS OTHERWISE SPECIFIED

1. INSPECT (S T) DIMENSIONS PER ANSI Z1.4, GIL I, AQL=.25
2. 1° DRAFT ALLOWED FOR CASTING
3. REMOVE ALL BURRS AND BREAK SHARP EDGES.
4. IF CAST, TUMBLE DEBUR AFTER CASTING
5. PACKAGE PARTS TO PREVENT DAMAGE FROM SHIPPING AND HANDLING.

Surface Finish:

TOLERANCES:
X. +/- 0.5
X.X +/- 0.25
X.XX +/- 0.10
X.XXX +/- 0.025
RADII = +/- 0.8MM
ANGLES = +/- 2 DEG.

MATERIAL:

THIS DOCUMENT, AND THE INFORMATION IT CONTAINS, INCLUDING THE PRINCIPLES OF DESIGN, IS THE EXCLUSIVE PROPERTY OF MAGSWITCH TECHNOLOGY WORLDWIDE AND IS CONFIDENTIAL. ACCORDINGLY, THIS INFORMATION IS SUBMITTED TO YOU WITH THE AGREEMENT THAT IT IS NOT TO BE REPRODUCED, COPIED, OR LOANED IN PART OR IN WHOLE, NOR IS THE INFORMATION TO BE RELAYED TO ANY OTHER INDIVIDUAL OR COMPANY EXCEPT AS MTW FIRST AUTHORIZES IN WRITING. ACCEPTANCE OF THIS DOCUMENT CONSTITUTES AGREEMENT TO THESE RESTRICTIONS.

INTERPRET DRAWING PER: ANSI Y14.5M-1994

DIMENSIONS ARE IN MILLIMETERS

THIRD ANGLE PROJECTION

DO NOT SCALE

DRAWN	1/4/2011	DATE
DESIGN		DATE
STD. CHECK		DATE
F/F CHECK		DATE
APPROVED		DATE

magswitch
8774 YATES DRIVE, SUITE 140
WESTMINSTER, COLORADO 80031
303-468-0662 / FAX 303-951-9918

TITLE: 8000352 - Mini Angle

SIZE	CAGE CODE	DWG. NO.	REV
B		8000352	

SCALE 1:1 | WEIGHT: g | SHEET 1 OF 1