Technical data sheet

Wall and support bracket MWAG 12

Item no. 6424600



Light-duty wall and support bracket with edged design for screwless mesh cable tray fastening.

St	Steel
FS	Strip galvanised

Additional product text, instruction	Including truss-head bolt M10 x 25 for fastening to U supports.
Product text, scope of delivery	Including truss-head bolt M10 x 25 for fastening to U supports.

Master data

Item no.	6424600
Type	MWAG 12 11 FS
Description 1	Wall and support bracket
Description 2	for mesh cable tray
Dimension	B110mm
Material	Steel
Material symbol	St
Surface	Strip galvanised
Surface to DIN	DIN EN 10346
Surface symbol	FS
Smallest sales unit (VG)	1,00 Piece
Weight	12,70 kg/100 pc.

Technical data sheet

Wall and support bracket MWAG 12

Item no. 6424600

Technical data

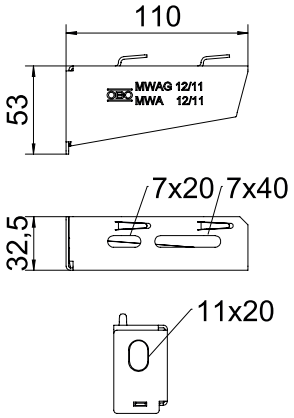

Width	110,00 mm
Side height	53,00 mm
Dimension A	32,50 mm
Dimension B	110,00 mm
Dimension H	53,00 mm
Hole diameter	11,00 mm
Dimension value	110 x 53
Version	Wall and support brackets
Version	Wall and support bracket
F in kN	1,20 kN
for width	100,00 mm
Suitable for maintaining electrical function	□
Rustproof steel, pickled	□
Angle range	90,00 - 90,00 °

Technical data sheet

Wall and support bracket MWAG 12

Item no. 6424600

Load charts

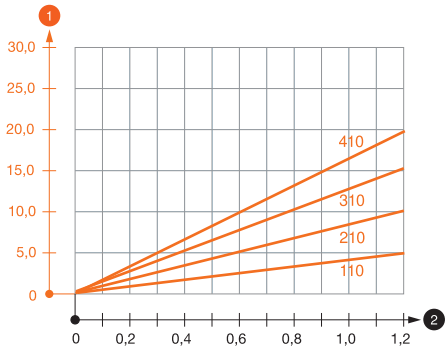

Load values heading_Characteristic anchor values	Characteristic anchor load values for wall and support bracket MWAG 12
Load values heading_Bracket_Support	Load values for MWAG 12 on suspended support
Heading, load table	Wall bracket load
Footnote, load table	Max. total load F = cable weight + cable tray + bracket. The load capacity values increase considerably when used in uncracked concrete. The values given are based on concrete of strength class C20/25. Observe the installation conditions of the DIBt approval (anchors).

Load diagram, bracket type MWAG 12

1 Bending of the bracket tip at permitted bracket load

2 Permitted bracket load in kN without man load

— Load curve with bracket lengths in mm

Characteristic anchor load values for wall and support bracket MWAG 12

Wall fastening

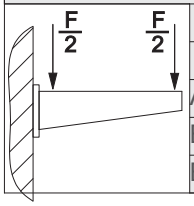

	Max. load F [kN]			
	Bracket width [mm]			
Anchor type	110	210	310	410
BZ-U 8-10-21/75	1,20	0,95	0,70	0,65
BZ-U 10-10-30/90	1,20	1,20	1,20	1,20

Max. total load F = cable weight + cable tray + bracket. The load capacity values increase considerably when used in uncracked concrete. The values given are based on concrete of strength class C20/25. Observe the installation conditions of the DIBt approval (anchors).

Load values for MWAG 12 on suspended support

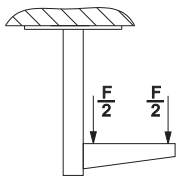

Load values for MWAG 12 on suspended support

Characteristic anchor load values for wall and support bracket MWAG 12

T1	Wall fastening				
T2		Max. load F [kN]			
T3		Bracket width [mm]			
T4	Anchor type	110	210	310	410
	BZ-U 8-10-21/75	1,2	0,95	0,7	0,65
	BZ-U 10-10-30/90	1,2	1,2	1,2	1,2